


Multilayer Chip LC Triplexer - SLFT Series

Operating Temp. : -40°C ~+85°C



FEATURES

- Small and low profile enables high density mounting
- Low insertion loss & high attenuation
- Excellent solderability

APPLICATIONS

- Mobile communication equipment for GSM, LTE, 5G systems, etc.
- Bluetooth, Wi-Fi, WLAN etc.

PRODUCT IDENTIFICATION

SLFT

①

Type	
SLFT	LC Triplexer

21

②

External Dimensions (L×W) (mm)	
21 [0805]	2.0×1.2

-2R450G

③

-05

④

Center Frequency	
Example	Nominal Value
2R450G	2450.0MHz

T

⑤



Series Code	
05	

Packing	
T	Tape Carrier Package

SHAPE AND DIMENSIONS

<p>SLFT21-2R450G-05T</p>	<p>Dimensions and Land Patterns</p> <p>(2) : Common Port (ANT) (4) : Middle Freq. Port (wifi 2.4G) (6) : High Freq. Port (wifi 5G) (8) : Low Freq. Port (gps) (1) (3) (5) (7) : GND M : MARK Unit : mm</p>
<p>SLFT21-2R450G-06T</p>	<p>Dimensions and Land Patterns</p> <p>(2) : Common Port (ANT) (4) : High Freq. Port (wifi 5G) (6) : Middle Freq. Port (wifi 2.4G) (8) : Low Freq. Port (gps) (1) (3) (5) (7) : GND M : MARK Unit : mm</p>

SHAPE AND DIMENSIONS

SLFT21-2R450G-07T	Dimensions and Land Patterns
	<div style="display: flex; justify-content: space-around;"> <div style="text-align: center;"> <p><Top View></p> </div> <div style="text-align: center;"> <p><Side View></p> </div> </div> <p>(2) : Common Port (ANT) (4) : Low Freq. Port (gps) (6) : High Freq. Port (wifi 5G) (8) : Middle Freq. Port (wifi 2.4G) (1) (3) (5) (7) : GND M : MARK Unit : mm</p>
SLFT21-2R450G-08T	Dimensions and Land Patterns
	<div style="display: flex; justify-content: space-around;"> <div style="text-align: center;"> <p><Top View></p> </div> <div style="text-align: center;"> <p><Side View></p> </div> </div> <p>(2) : Common Port (ANT) (4) : Low Freq. Port (gps) (6) : Middle Freq. Port (wifi 2.4G) (8) : High Freq. Port (wifi 5G) (1) (3) (5) (7) : GND M : MARK Unit : mm</p>

SPECIFICATIONS

SLFT21 TYPE

Part Number	Passband	Max. IL in BW	Max. V.S.W.R. in BW	Min. Attenuation (@25°C)	Min. Isolation	Characteristic Impedance
Units	MHz	dB	-	dB	dB	Ω
SLFT21-2R450G-05T	1560~1606	0.6	2.0	13dB Min. at 2400~2500MHz	15dB Min. at (LB-HB/MB-HB) / 14dB Min. at LB-MB	50
				15dB Min. at 4800~6000MHz		
	2400~2500	0.8		10dB Min. at 860~960MHz		
				13dB Min. at 1545~1605MHz		
				9dB Min. at 3600~3750MHz		
				18dB Min. at 4800~5000MHz		
				10dB Min. at 7200~7500MHz		
				5dB Min. at 9600~10000MHz		
	4900~5950	0.75		24dB Min. at 860~960MHz		
				24dB Min. at 1545~1605MHz		
				25dB Min. at 1710~1990MHz		
				30dB Min. at 2170MHz		
18dB Min. at 9800~11800MHz						
SLFT21-2R450G-08T	1560~1606	0.6	1.8	15dB Min. at 2400~2500MHz	15dB Min. at (LB-HB/MB-HB) / 15dB Min. at LB-MB	50
				18dB Min. at 4900~5950MHz		
	2400~2500	0.8		15dB Min. at 1560~1606MHz		
				18dB Min. at 4900~5950MHz		
	4900~5950	0.8		20dB Min. at 1560~1606MHz		
				25dB Min. at 2400~2500MHz		

SPECIFICATIONS

SLFT21 TYPE

Part Number	Passband	Max. IL in BW	Max. V.S.W.R. in BW	Min. Attenuation (@25°C)	Min. Isolation	Characteristic Impedance		
Units	MHz	dB	-	dB	dB	Ω		
SLFT21-2R450G-06T	1560~1606	0.6	2.0	13dB Min. at 2400~2500MHz	15dB Min. at (LB-HB/MB-HB) / 14dB Min. at LB-MB	50		
				15dB Min. at 4800~6000MHz				
	2400~2500	0.8		10dB Min. at 860~960MHz				
				13dB Min. at 1545~1605MHz				
				9dB Min. at 3600~3750MHz				
				18dB Min. at 4800~5000MHz				
				10dB Min. at 7200~7500MHz				
				5dB Min. at 9600~10000MHz				
				4900~5950			0.75	24dB Min. at 860~960MHz
								24dB Min. at 1545~1605MHz
								25dB Min. at 1710~1990MHz
								30dB Min. at 2170MHz
18dB Min. at 9800~11800MHz								
13dB Min. at 2400~2500MHz								
SLFT21-2R450G-07T	1560~1606	0.6	2.0	15dB Min. at 4800~6000MHz	15dB Min. at (LB-HB/MB-HB) / 14dB Min. at LB-MB	50		
				10dB Min. at 860~960MHz				
	2400~2500	0.8		13dB Min. at 1545~1605MHz				
				9dB Min. at 3600~3750MHz				
				18dB Min. at 4800~5000MHz				
				10dB Min. at 7200~7500MHz				
				5dB Min. at 9600~10000MHz				
				4900~5950			0.75	24dB Min. at 860~960MHz
								24dB Min. at 1545~1605MHz
								25dB Min. at 1710~1990MHz
								30dB Min. at 2170MHz
								18dB Min. at 9800~11800MHz
13dB Min. at 2400~2500MHz								